































Art.
3834


						
1/2"	744	140-680	9000	1200	>3,6	90
						
1,6	125	1/4"	10	164	10	6,2-7




ALUMINIUM















Art.
3835


						
1/2"	max. 742	67-542	9000	1600	>2,5	86
						
1,4	155	1/4"	10	114	10	6,2-7



COMPOSIT

Art.
3837


						
1/2"	max. 1486	68-810	8000	1250	>2,5	89
						
1,9	170	1/4"	10	142	10	6,2-7

